

ANNUAL REPORT 2025



WESLEY COLLEGE

MELBOURNE AUSTRALIA - SINCE 1866

WESLEY COLLEGE ANNUAL REPORT 2025

CONTENTS



Our Staff	3
Sustainability	4
Commonwealth Reporting Requirements	6
Financial Statements	8

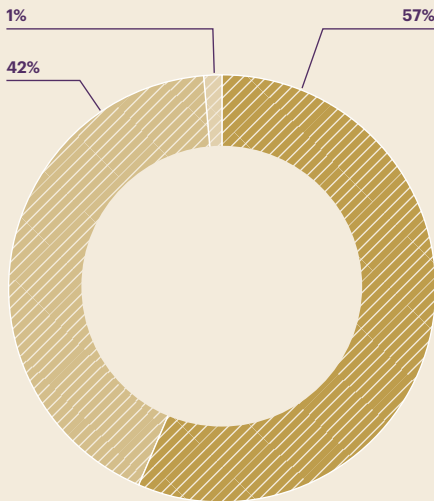
OUR STAFF

Wesley College is committed to providing outstanding teaching and learning experiences that inspire, challenge and empower our students.

Our 434 full- and part-time teachers are registered with the Victorian Institute of Teaching (VIT) – the official body responsible for regulating and registering teachers in Victoria, Australia.

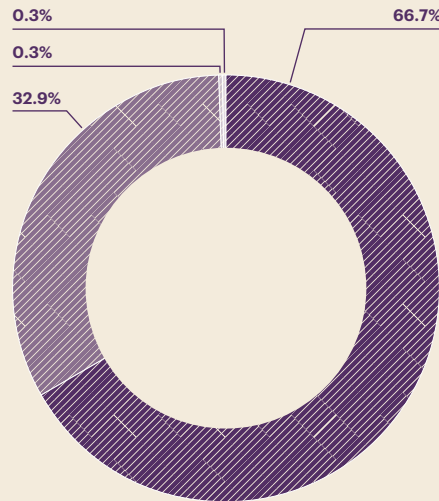
This registration ensures our teachers meet the highest standards of professional conduct, ethical responsibility and educational qualification.

2025 Staffing



Teachers	434
General staff	323
College Executive	9

2025 Staff Gender



Female	511
Male	252
Non-Binary	2
Other	1

Our educators combine deep curriculum knowledge with real-world experience, and are passionate about creating dynamic, supportive learning environments that bring out the very best in their students.

Professional growth is embedded in teaching practice at Wesley. Teachers regularly review, refine and elevate their teaching through data analysis, student feedback, current research and the use of innovative technologies.

As an International Baccalaureate (IB) World School, our teachers also benefit from an extensive global network of professional learning. The IB framework supports them in expanding their repertoire of strategies, particularly in inquiry-based and concept-driven learning – both key elements of IB pedagogy.



SUSTAINABILITY

This report presents environmental data at the four metropolitan campuses and notes sustainability initiatives undertaken at all College campuses in 2025.

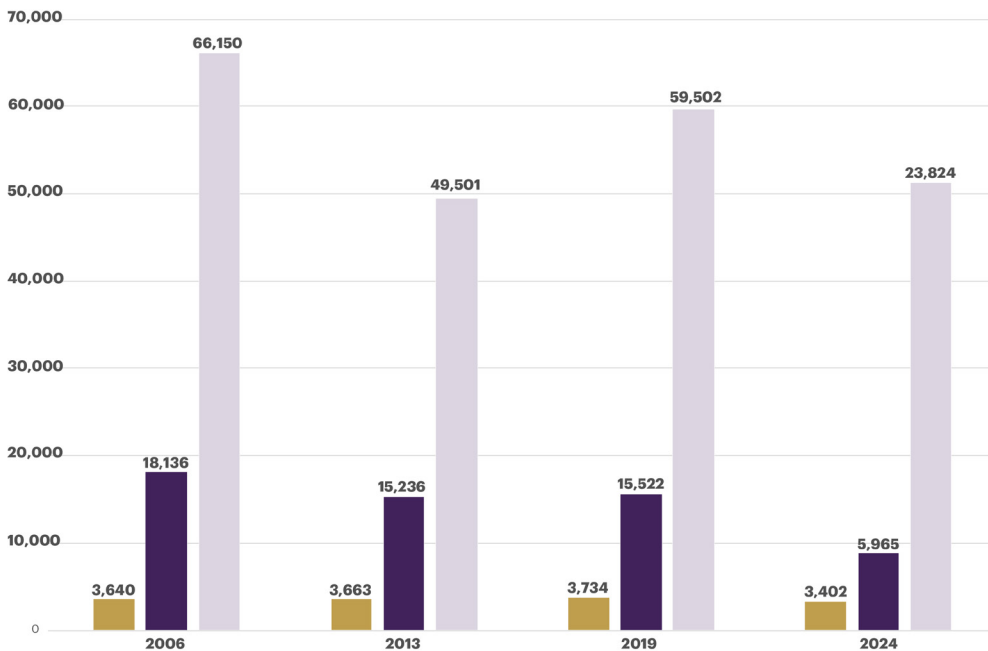
Wesley College assets and operations involve significant consumption of environmental resources. The College is mindful that these resources are limited, and high levels of consumption incur environmental, social and economic costs that may be unsustainable over time.

Environmental data

Comparison of energy and water usage by campus: 2024 and 2025

	Electricity (MWh)				Gas (Mj)		Water (kL)	
	2024	2025			2024	2025	2024	2025
		Imported from grid	Solar consumed on site	Total energy consumed				
Elsternwick	274.11	77.47	109.00	186.47	NA	NA	3,984	2,718.59
St Kilda Road JS	176.82	127.64	26.2	153.84	NA	NA	1,396	950.07
St Kilda Road MS & SS	1,344.03	NA	NA	1,405.32	4,820,718	3,322,490	21,978	16,532
Glen Waverley	1,434.31	1,323.10	333.10	1,656.20	3,969,793	5,965,020	23,892	18,503
Total	3,229.27	1,528.21	468.30	3,401.83	8,790,511	9,287,510	51,243	38,703.66

Comparison of energy consumption over time using 2006 baseline figures



This chart is a comparison using 2006 baseline figures as well as 2013, 2019 (pre-COVID) and 2025 measures. While the College has grown substantially since 2006, our energy consumption has been reduced by our sustainable practices.

	2006	2013	2019	2025
Electricity (MWh)	3,640	3,663	3,734	3,402
Gas (Mj)	18,136	15,236	15,522	5,965
Water (kL)	66,150	49,501	59,702	23,824





In 2025, we continued to invest in infrastructure like solar projects (PV) across the College, including:

- A 36kw system installed in the Hartnell Dining room within Learning in Residence at the Glen Waverley Campus; and
- A 50kw system installed in the Coates Pavillion at the Glen Waverley Campus.

This takes the Glen Waverley Campus to 339Kw of solar, which is a **30% increase** on 2024.

This latest clean energy investment reflects the school's commitment to environmental responsibility and innovation in our campus settings.

The new 86kw system is estimated to generate approximately 110,000 kilowatt-hours (kWh) of electricity annually, offsetting approximately 93 metric tons of carbon dioxide emissions each year – the environmental equivalent of planting more than 2000 trees annually.

While we continue to look for opportunities to install solar, we are limited by heritage overlays at the St Kilda Road Middle and Senior School campus, while at other campuses, the condition of multiple roofs makes the installation of solar panels unsuitable.

To offset these limitations, the College is exploring a new electricity agreement and the opportunities to purchase green power.

In 2025, we continued investing in landfill diversion and recycling programs.

Stage 1 focussed on interior waste; stage 2 included compost and stage 3 focused on data capture to measure these programs.

Waste initiatives in 2025 included introducing or expanding the recycling programs below:

- Composting food waste in catering areas; and

- Expansion of the e-waste and small appliance program including batteries recycling, textile and uniform recycling, light globe recycling, soft plastic recycling and polystyrene recycling.

Gas initiatives included exploring opportunities to replace non efficient boilers and the shift to more efficient reverse cycle heating/cooling and heat pump technology.

There are many other initiatives we are continuing to explore, like the rollout of LED lighting, water saving measures, building management software to create automated efficiencies and the installation of carpet tiles with recycled content.



COMMONWEALTH REPORTING REQUIREMENTS

2025 National Assessment Program – Literacy and Numeracy

The 2025 National Assessment Program Literacy and Numeracy (NAPLAN) was held in March. Students in Years 3, 5, 7 and 9 completed the testing online across our three Melbourne campuses and Clunes.

The achievements of Wesley College students in the 2025 NAPLAN assessments were consistent with previous years. Students across all domains performed better than aggregated student achievement and growth results for Victorian schools.

The percentages of Wesley College students who performed at or above national minimum standards are listed in the table below.

Class of 2025 Year 12 Results

VCE and IB DP

A total of 380 students graduated from Year 12 at either the St Kilda Road or Glen Waverley campuses in 2025 – 156 (41%) in the IB Diploma (IB DP) and 224 (59%) in the Victorian Certificate of Education (VCE), including some students who studied Vocational Education and Training courses (VET) as part of their VCE.

Results highlights include:

Combined median VCE and IB DP ATAR of 87.38.

One Wesley College student achieved the highest possible ATAR of 99.95.

19.1% per cent of students attained an ATAR of 95 and above, placing them in the top 5% of the equivalent Year 12 cohort in Australia.

39.1% per cent of students attained an ATAR of 90 and above, placing them in the top 10% of the equivalent Year 12 cohort in Australia.

Wesley College students attained 173 perfect study/subject scores of 7 for the IB Diploma or 50 for the VCE.

Of the 366 students applying for a place in tertiary study, 100% per cent received a first-round offer.

Student attendance and retention

In 2022, 387 students entered Year 9 at the College and of these student, 345 completed Year 12 in 2025. This represents a retention rate of 89.15%.

The overall attendance rate was 90.43%.

NAPLAN 2025 and 2024 – Percentage of students at or above National Minimum Standard

Year Level	2025 Reading	2025 Writing	2025 Spelling	2025 Grammar and Punctuation	2025 Numeracy
Year 3	97%	100%	97%	96%	100%
Year 5	99%	98%	98%	96%	99%
Year 7	99%	99%	98%	98%	99%
Year 9	99%	99%	99%	99%	99%

Year Level	2024 Reading	2024 Writing	2024 Spelling	2024 Grammar and Punctuation	2024 Numeracy
Year 3	97%	98%	95%	96%	99%
Year 5	100%	98%	98%	100%	100%
Year 7	99%	99%	98%	98%	100%
Year 9	98%	98%	98%	98%	99%

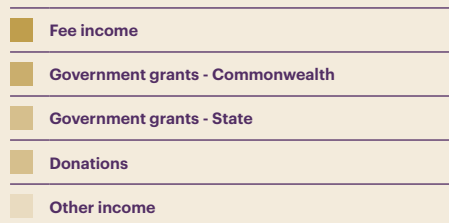
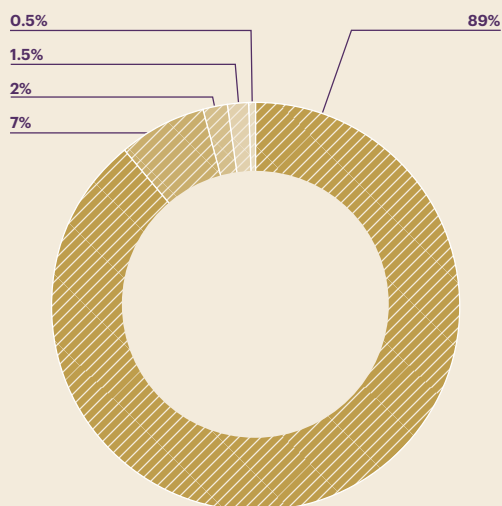
FINANCIAL STATEMENTS

Wesley College Melbourne operates as a not-for-profit organisation, utilising modern commercial practices to manage our finances effectively and efficiently.

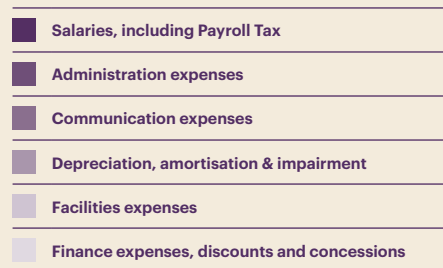
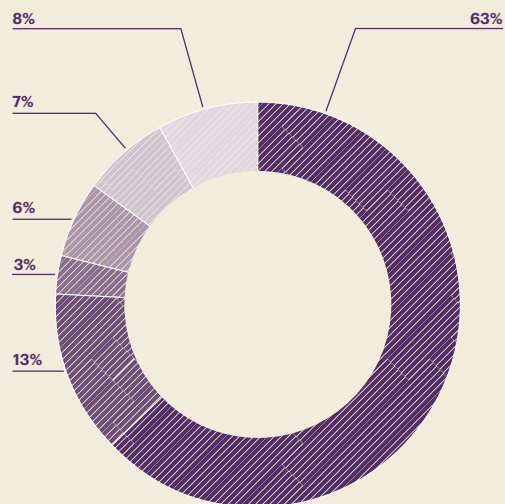
Any annual surplus from our operations is used to reinvest in the continuous development and improvement of the College, its facilities, buildings and educational programs. Such financial management is crucial to ensure a sustainable future for our students and to maintain the high quality of education we strive to provide.

The following charts display the sources of revenue and expenditure for financial year 2025:

Income



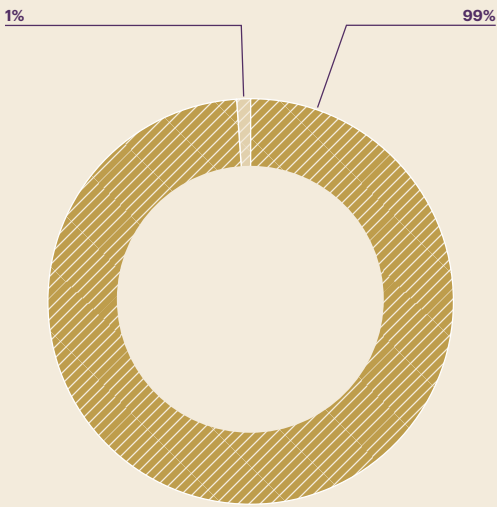
Expenditure



FINANCIAL STATEMENTS

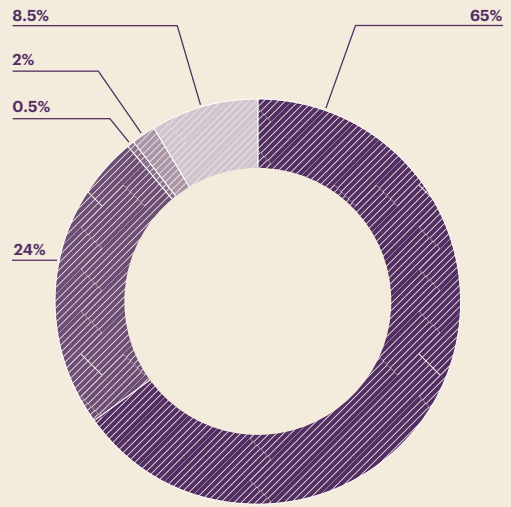
Boarding

Income



- Fee income
- Other income

Expenditure



- Salaries, including Payroll Tax
- Administration expenses
- Communication expenses
- Facilities expenses
- Finance expenses, discounts and concessions





WESLEY COLLEGE

MELBOURNE AUSTRALIA - SINCE 1866

Elsternwick
Glen Waverley
St Kilda Road

5 Gladstone Parade Elsternwick Victoria 3185
620 High Street Road Glen Waverley Victoria 3150
577 St Kilda Road Melbourne Victoria 3004

elsternwick@wesleycollege.edu.au
gw@wesleycollege.edu.au
stkildaroad@wesleycollege.edu.au

Phone: + 61 3 8102 6888
Wesley College Melbourne
ABN 55 611 238 530 CRICOS 00354G